

THE URBAN ELECTRIC COMPANY



1600



1600

HANG REGULAR

MA-9370HR

DIMENSIONS

Width	15in
Height	25in

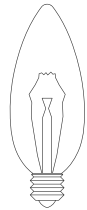
MOUNTING

Recommended Installers	2
Weight	29lbs
Canopy	6in x 0in
Junction Box	4in oct/rnd



LAMP / WIRING

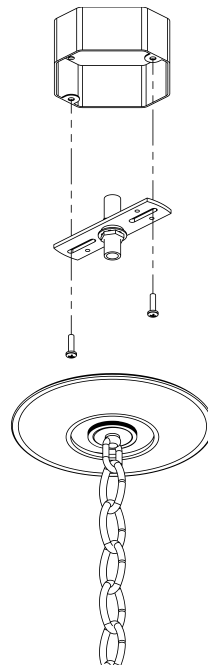

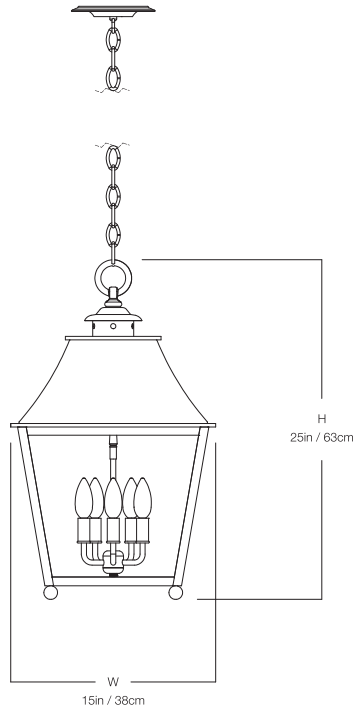
Max Wattage	(5) 60W C
Ships with complimentary LED bulbs	



RATING

Suitable for DAMP locations

UL Listed



1600

HANG LARGE

MA-9370HL

DIMENSIONS

Width	24in
Height	38.5in

MOUNTING

Recommended Installers	2
Weight	60lbs
Canopy	8in x 0in
Junction Box	4in oct/rnd



WARNING: HEAVY

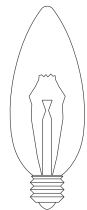
*Safety cable must attach to building structure.

*Appropriately rated, heavy duty junction box required.

LAMP / WIRING

Max Wattage (5) 60W C

Ships with complimentary LED bulbs



RATING

Suitable for DAMP locations

UL Listed

