

THE URBAN ELECTRIC C<sup>o</sup>.



AUSTIN



# AUSTIN

WALL SMALL

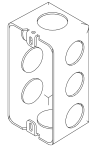
MA-2064WS

## DIMENSIONS

Width	3.5in
Height	15.25in
Depth	4.75in
X	3.5in

## MOUNTING

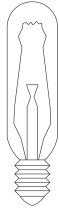
Recommended Installers	1
Weight	5lbs
Backplate	2.75in x 7in
Junction Box	2in x 4in rect



## LAMP / WIRING

Max Wattage (1) 60W C

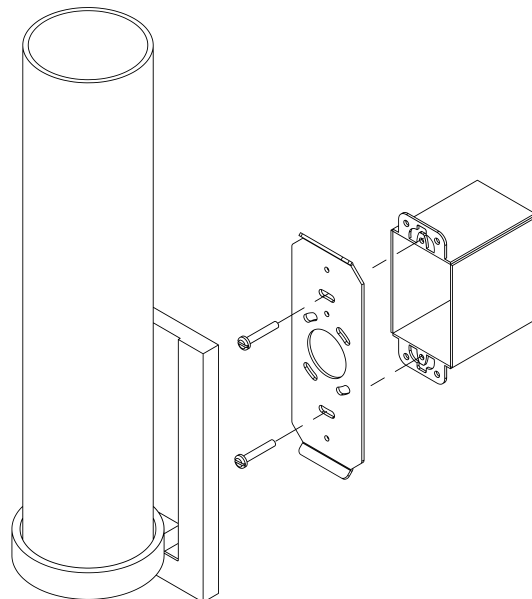
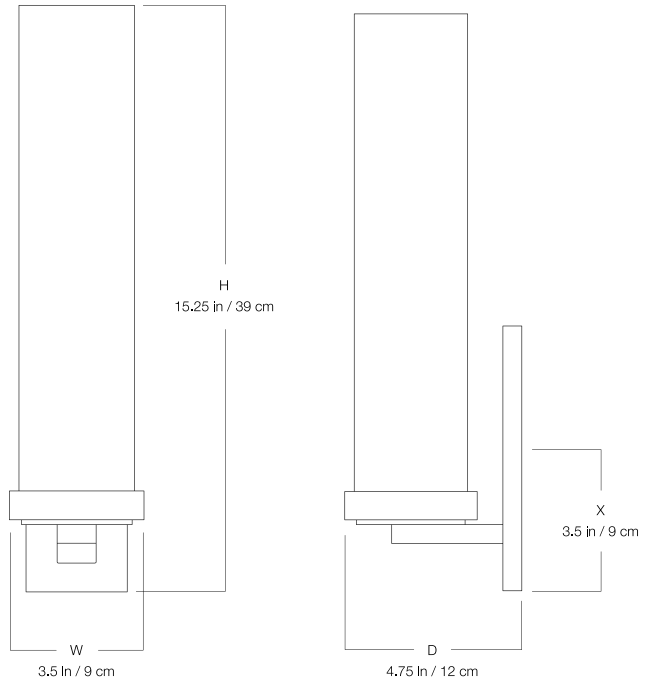
Ships with complimentary LED bulb



## RATING

Suitable for DAMP locations

UL Listed



# AUSTIN

WALL REGULAR

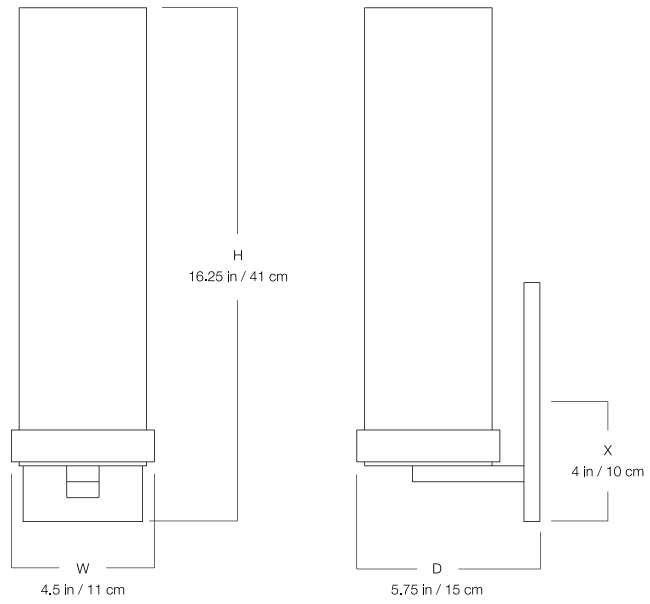
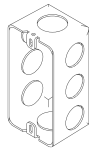
MA-2064WR

## DIMENSIONS

Width	4.5in
Height	16.25in
Depth	5.75in
X	4in

## MOUNTING

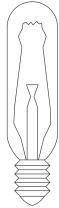
Recommended Installers	1
Weight	8lbs
Backplate	3.75in x 7.5in
Junction Box	2in x 4in rect



## LAMP / WIRING

Max Wattage (1) 60W C

Ships with complimentary LED bulb



## RATING

Suitable for DAMP locations

UL Listed

