

THE URBAN ELECTRIC COMPANY



BELMONT HANG



# BELMONT HANG

REGULAR

MM-3900HR

## DIMENSIONS

Width	11.5in
Height	23.5in

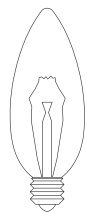
## MOUNTING

Recommended Installers	2
Weight	29lbs
Canopy	6in x 0in
Junction Box	4in oct/rnd



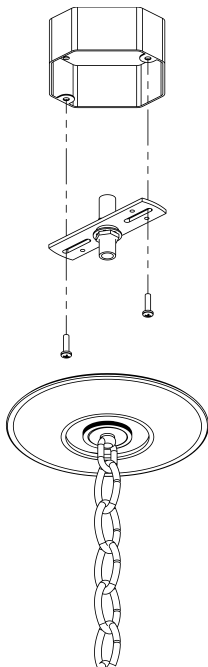

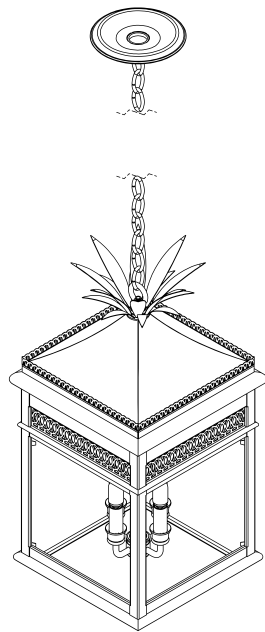
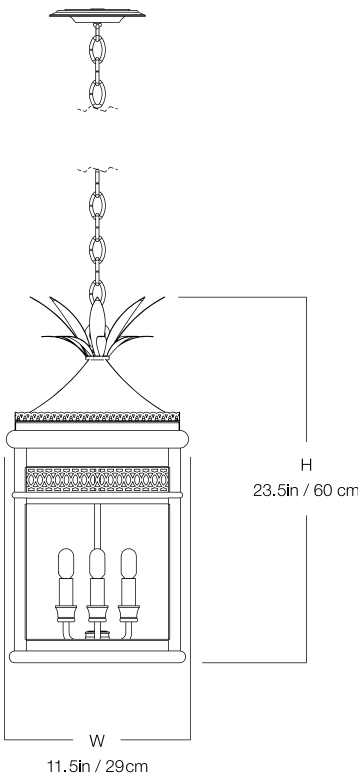
## LAMP / WIRING

Max Wattage	(4) 60W C
Ships with complimentary LED bulbs	



## RATING

Suitable for DAMP locations  
UL Listed



# BELMONT HANG

LARGE

MM-3900HL

## DIMENSIONS

Width	14in
Height	27in

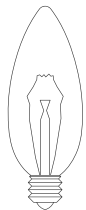
## MOUNTING

Recommended Installers	2
Weight	33lbs
Canopy	6in x 0in
Junction Box	4in oct/rnd



## LAMP / WIRING

Max Wattage	(4) 60W C
Ships with complimentary LED bulbs	



## RATING

Suitable for DAMP locations

UL Listed

