



THE URBAN ELECTRIC COMPANY



CHILTERN DOUBLE



# CHILTERN DOUBLE

HANG SMALL

MA-1804HS

## DIMENSIONS

Width	47.75in
Height	20in
Depth	9in
X	6.25in

## MOUNTING

Recommended Installers	2
Weight	16lbs
Canopy	8in dia
Junction Box	4in oct/rnd



## LAMP / WIRING

Max Wattage (2) 60W S  
Ships with complimentary LED bulbs



## RATING

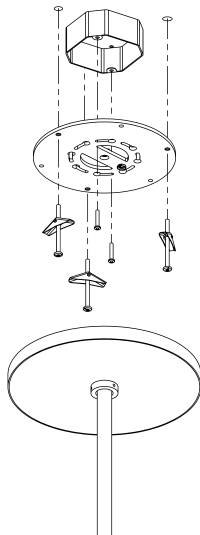
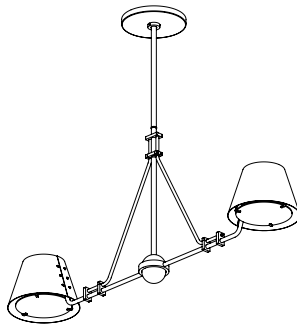
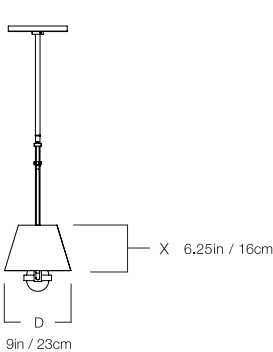
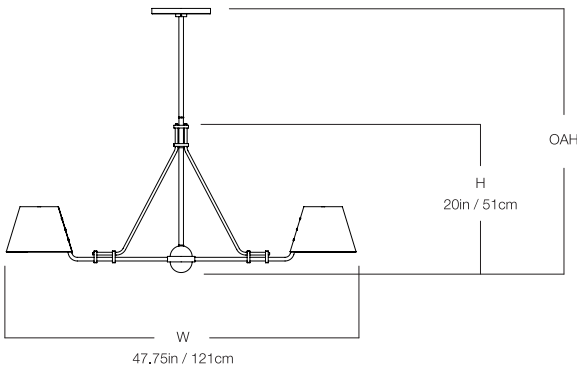
Suitable for DAMP locations



UL Listed

## PATENTS

This fixture is Patented with the United States Patent and Trademark Office. Patent No. D857,965 08/27/2019



# CHILTERN DOUBLE

HANG SMALL - FABRIC

MA-1803HS

## DIMENSIONS

Width	48.5in
Height	20in
Depth	9.5in
X	6.5in

## MOUNTING

Recommended Installers	2
Weight	16lbs
Canopy	8in dia
Junction Box	4in oct/rnd



## LAMP / WIRING

Max Wattage	(2) 60W S
Ships with complimentary LED bulbs	

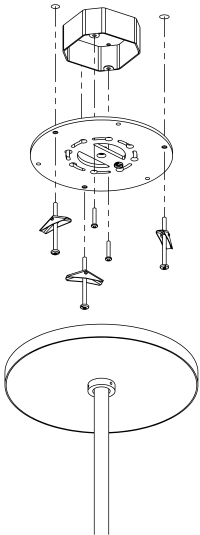
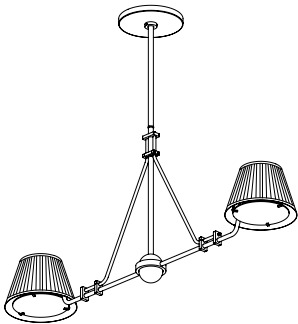
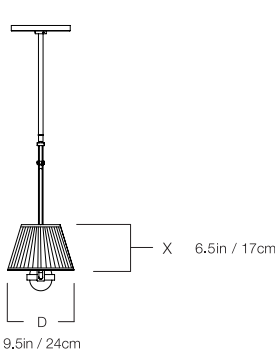
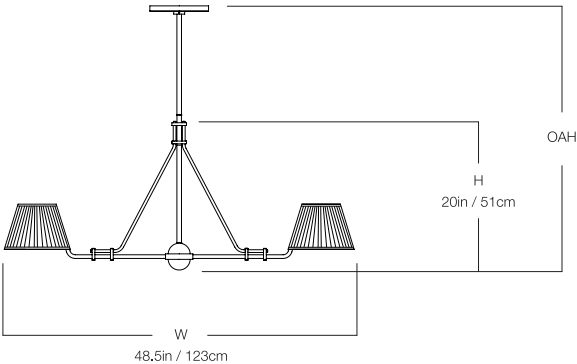


## RATING

Suitable for DAMP locations



UL Listed



# CHILTERN DOUBLE

HANG REGULAR

MA-1804HR

## DIMENSIONS

Width	63.5in
Height	26.25in
Depth	12in
X	7.5in

## MOUNTING

Recommended Installers	2
Weight	25lbs
Canopy	10in dia
Junction Box	4in oct/rnd



## LAMP / WIRING

Max Wattage	(2) 60W S
Ships with complimentary LED bulbs	



## RATING

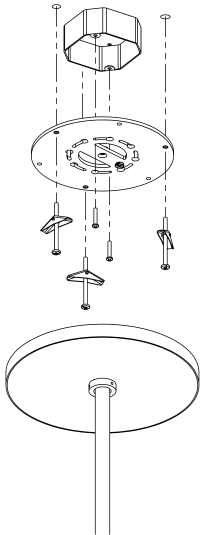
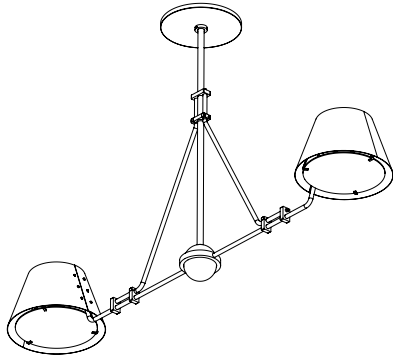
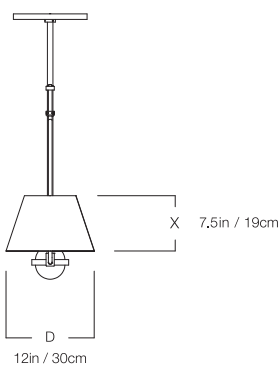
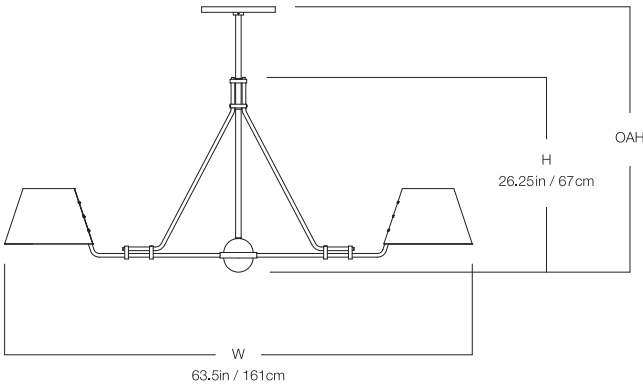
Suitable for DAMP locations



UL Listed

## PATENTS

This fixture is Patented with the United States Patent and Trademark Office. Patent No. D857,965 08/27/2019



# CHILTERN DOUBLE

HANG REGULAR - FABRIC

MA-1803HR

## DIMENSIONS

Width	64in
Height	26.25in
Depth	12in
X	7.5in

## MOUNTING

Recommended Installers	2
Weight	25lbs
Canopy	10in dia
Junction Box	4in oct/rnd



## LAMP / WIRING

Max Wattage	(2) 60W S
Ships with complimentary LED bulbs	



## RATING

Suitable for DAMP locations



UL Listed

