

THE URBAN ELECTRIC COMPANY



CHP



CHP

HANG SMALL

MA-1280HS

DIMENSIONS

Width	24in
Height	4in

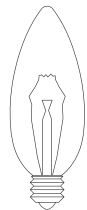
MOUNTING

Recommended Installers	2
Weight	29lbs
Canopy	6in x 0in
Junction Box	4in oct/rnd



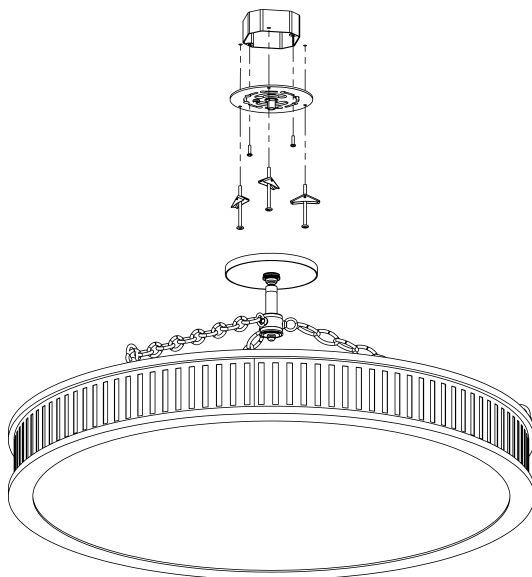

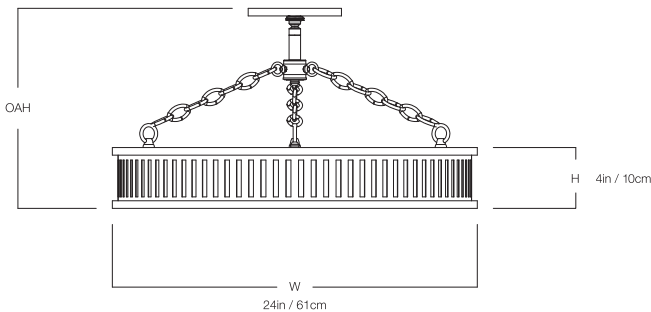
LAMP / WIRING

Max Wattage	(4) 60W C
Ships with complimentary LED bulbs	



RATING

Suitable for DAMP locations
UL Listed



CHP

HANG REGULAR

MA-1280HR

DIMENSIONS

Width	35in
Height	4.5in

MOUNTING

Recommended Installers	3
Weight	50lbs
Canopy	6in x 0in
Junction Box	4in oct/rnd



WARNING: HEAVY

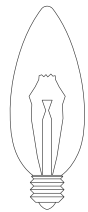
*Safety cable must attach to building structure.

*Appropriately rated, heavy duty junction box required.

LAMP / WIRING

Max Wattage (4) 60W C

Ships with complimentary LED bulbs



RATING

Suitable for DAMP locations

UL Listed

