



THE URBAN ELECTRIC C^o.



COBE



COBE

HANG REGULAR

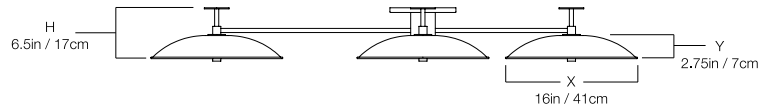
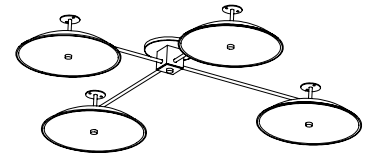
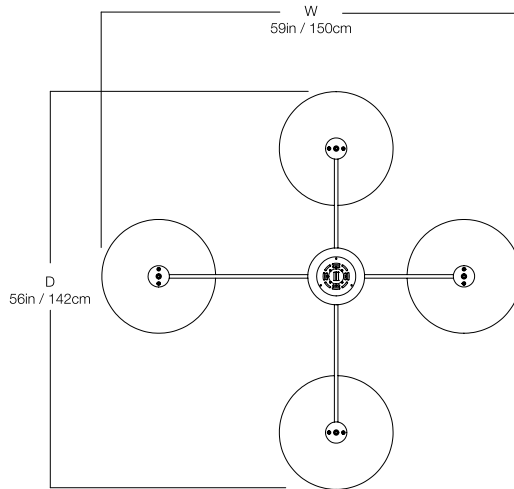
UE-2172HR

DIMENSIONS

Width	59in
Height	6.5in
Depth	56in
X	16in
Y	2.75in

MOUNTING

Recommended Installers	2
Weight	37lbs
Canopy	8in x 0in
Junction Box	4in oct/rnd

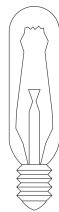


WARNING: HEAVY

*Safety cable must attach to building structure.

LAMP / WIRING

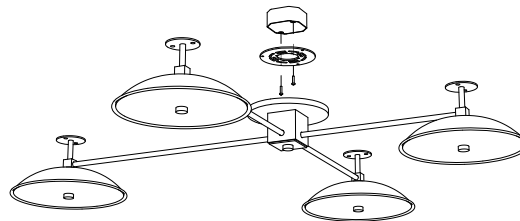
Max Wattage (8) 60W C
Ships with complimentary LED bulbs



RATING

Suitable for DAMP locations

UL Listed



COBE

HANG LARGE

UE-2172HL

DIMENSIONS

Width	69in
Height	6.5in
Depth	66in
X	16in
Y	2.75in

MOUNTING

Recommended Installers	2
Weight	37lbs
Canopy	8in x 0in
Junction Box	4in oct/rnd

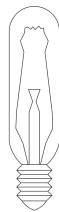


WARNING: HEAVY

*Safety cable must attach to building structure.

LAMP / WIRING

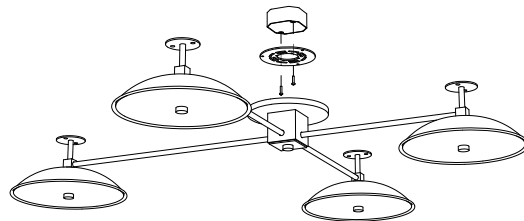
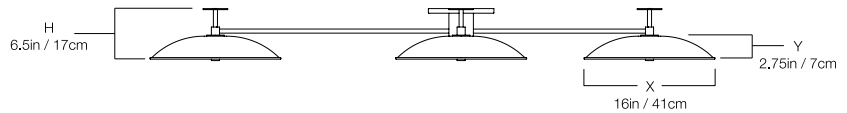
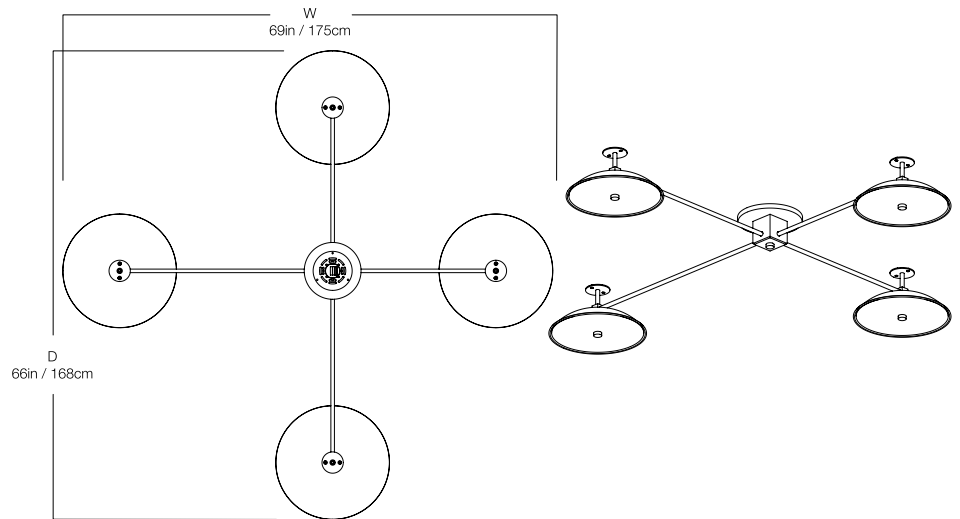
Max Wattage (8) 60W C
Ships with complimentary LED bulbs



RATING

Suitable for DAMP locations

UL Listed



COBE

HANG SMALL

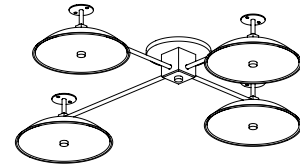
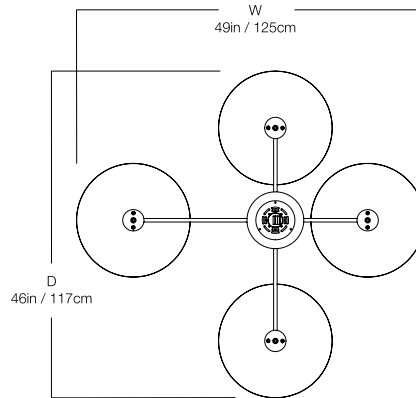
UE-2172HS

DIMENSIONS

Width	49in
Height	6.5in
Depth	46in
X	16in
Y	2.75in

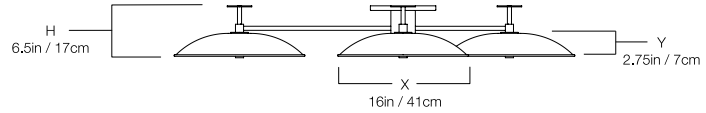
MOUNTING

Recommended Installers	2
Weight	36lbs
Canopy	8in x 0in
Junction Box	4in oct/rnd



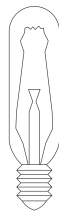
WARNING: HEAVY

*Safety cable must attach to building structure.



LAMP / WIRING

Max Wattage (8) 60W C
Ships with complimentary LED bulbs



RATING

Suitable for DAMP locations

UL Listed

