


THE URBAN ELECTRIC COMPANY



HOUE



HOUE

WALL SMALL

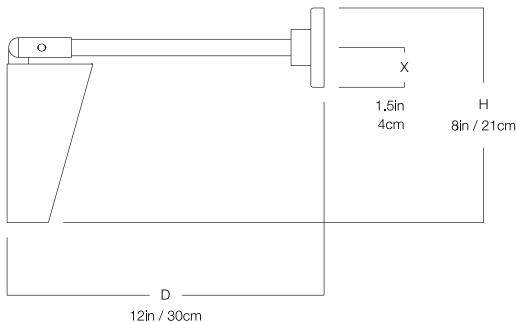
MA-1577WS

DIMENSIONS

Width	5in
Height	8in
Depth	12in
X	1.5in

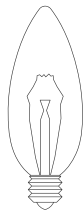
MOUNTING

Recommended Installers	1
Weight	4lbs
Backplate	4.5in x 3in
Junction Box	2in x 4in rect



LAMP / WIRING

Max Wattage (1) 40W C
Ships with complimentary LED bulb



RATING

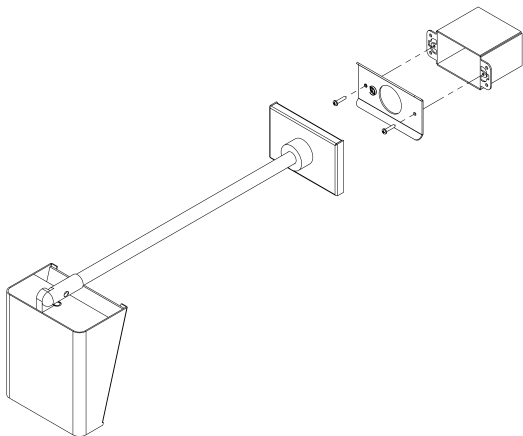
Suitable for DAMP locations

UL Listed



PATENTS

This fixture is Patented with the United States Patent and Trademark Office. Patent No. D799,101 October 03, 2017



HOUE

WALL REGULAR

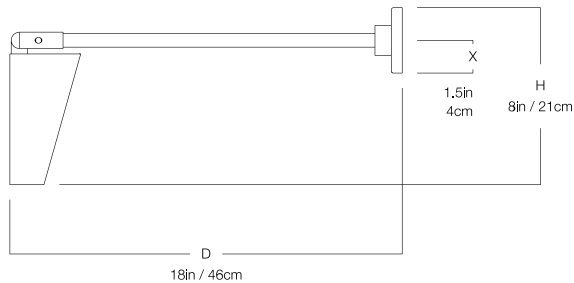
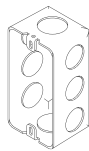
MA-1577WR

DIMENSIONS

Width	5in
Height	8in
Depth	18in
X	1.5in

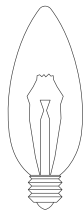
MOUNTING

Recommended Installers	1
Weight	4lbs
Backplate	4.5in x 3in
Junction Box	2in x 4in rect



LAMP / WIRING

Max Wattage (1) 40W C
Ships with complimentary LED bulb



RATING

Suitable for DAMP locations

UL Listed



PATENTS

This fixture is Patented with the United States Patent and Trademark Office. Patent No. D799,101 October 03, 2017

