

THE URBAN ELECTRIC COMPANY



LEASOWE V.2 FLUSH



LEASOWE V.2 FLUSH

HANG REGULAR

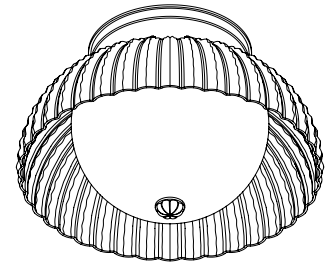
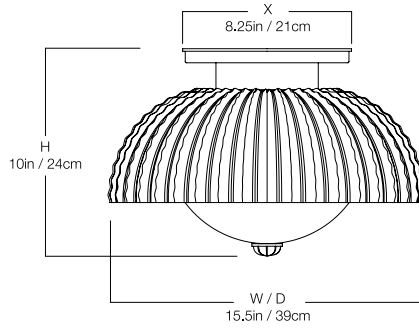
MB-2234HR

DIMENSIONS

Width	15.5in
Height	10in
Depth	15.5in
X	8.25in

MOUNTING

Recommended Installers	2
Weight	14lbs
Canopy	8.25in x 0in
Junction Box	4in oct/rnd



LAMP / WIRING

Max Wattage (2) 40W C

Ships with complimentary incandescent bulbs



RATING

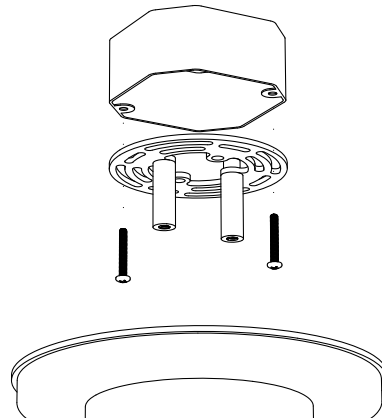
Suitable for DAMP locations



UL Listed

PATENTS

This fixture has been filed with the United States Patent and Trademark Office, U.S. Pat. Pen. (U.S. Appl. No. 29/886,843)



LEASOWE V.2 FLUSH

HANG LARGE

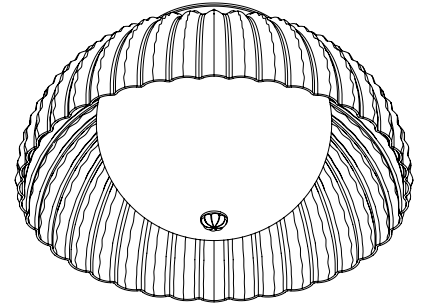
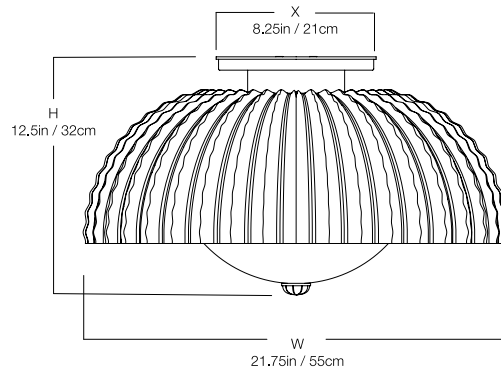
MB-2234HL

DIMENSIONS

Width	21.75in
Height	12.5in
Depth	21.75in
X	8.25in

MOUNTING

Recommended Installers	2
Weight	14lbs
Canopy	8.25in x 0in
Junction Box	4in oct/rnd



LAMP / WIRING

Max Wattage (2) 40W C

Ships with complimentary incandescent bulbs



RATING

Suitable for DAMP locations



UL Listed

PATENTS

This fixture has been filed with the United States Patent and Trademark Office, U.S. Pat. Pen. (U.S. Appl. No. 29/886,843)

