


THE URBAN ELECTRIC COMPANY



LEX



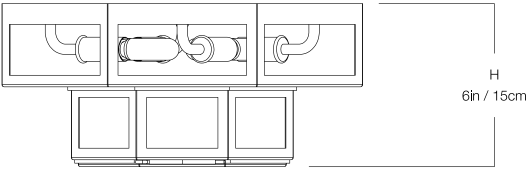
LEX

HANG REGULAR

MA-9275HR

DIMENSIONS

Width	13in
Height	6in
Depth	13in



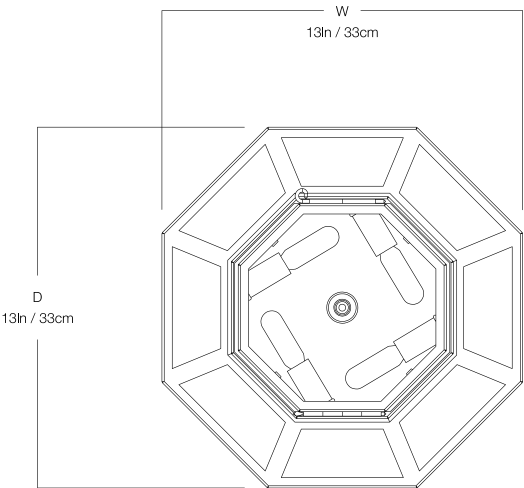
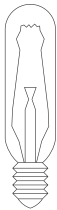
MOUNTING

Recommended Installers	2
Weight	9lbs
Canopy	13in x 13in
Junction Box	4in oct/rnd



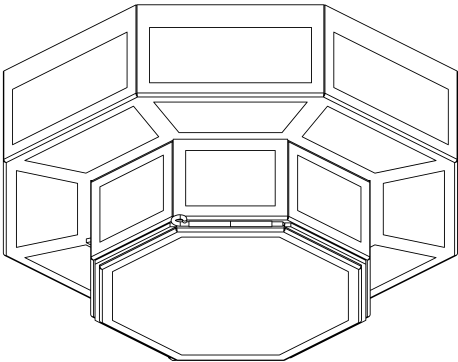
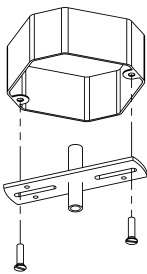
LAMP / WIRING

Max Wattage	(4) 25W C
Ships with complimentary LED bulbs	



RATING

Suitable for DAMP locations
UL Listed



LEX

HANG LARGE

MA-9275HL

DIMENSIONS

Width	18in
Height	8.25in
Depth	18in

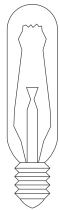
MOUNTING

Recommended Installers	2
Weight	15lbs
Canopy	18in x 18in
Junction Box	4in oct/rnd



LAMP / WIRING

Max Wattage	(4) 25W C
Ships with complimentary LED bulbs	



RATING

Suitable for DAMP locations
UL Listed

