

THE URBAN ELECTRIC COMPANY



LILLIBETTE V.1



LILLIBETTE V.1

HANG REGULAR

MA-8315HR

DIMENSIONS

Width	9.25in
Height	18.25in

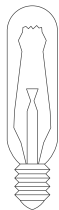
MOUNTING

Recommended Installers	2
Weight	12lbs
Canopy	6in x 0in
Junction Box	4in oct/rnd



LAMP / WIRING

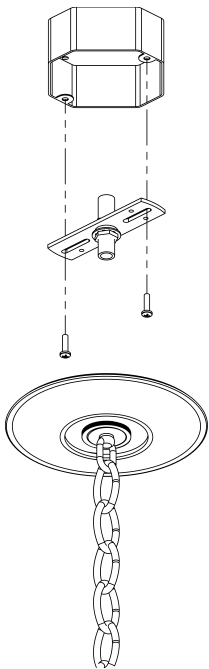
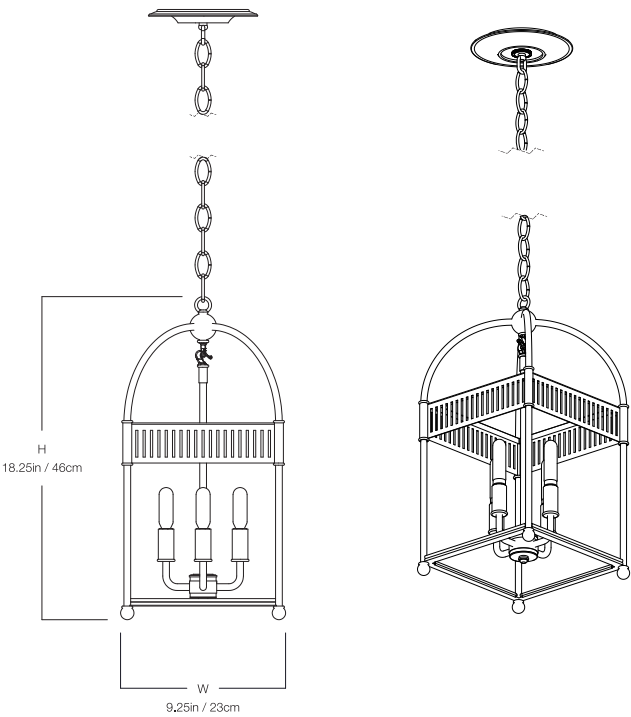
Max Wattage	(4) 60W C
Ships with complimentary LED bulbs	



RATING

Suitable for DAMP locations

UL Listed



LILLIBETTE V.1

HANG LARGE

MA-8315HL

DIMENSIONS

Width	14in
Height	28in

MOUNTING

Recommended Installers	2
Weight	20lbs
Canopy	6in x 0in
Junction Box	4in oct/rnd



LAMP / WIRING

Max Wattage	(4) 60W C
Ships with complimentary LED bulbs	



RATING

Suitable for DAMP locations

UL Listed

