

THE URBAN ELECTRIC COMPANY



LOU LOU WALL



LOU LOU WALL

SMALL

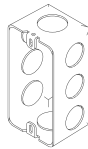
MA-1812WS

DIMENSIONS

| | |
|--------|---------|
| Width | 8in |
| Height | 29.5in |
| Depth | 16.25in |
| X | 22in |

MOUNTING

| | |
|------------------------|----------------|
| Recommended Installers | 1 |
| Weight | 5lbs |
| Backplate | 3in x 10in |
| Junction Box | 2in x 4in rect |



LAMP / WIRING

| | |
|-----------------------------------|-----------|
| Max Wattage | (1) 60W S |
| Ships with complimentary LED bulb | |



RATING

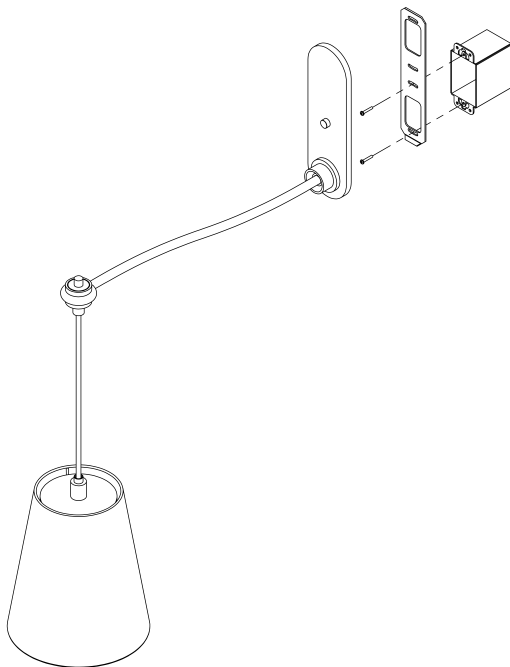
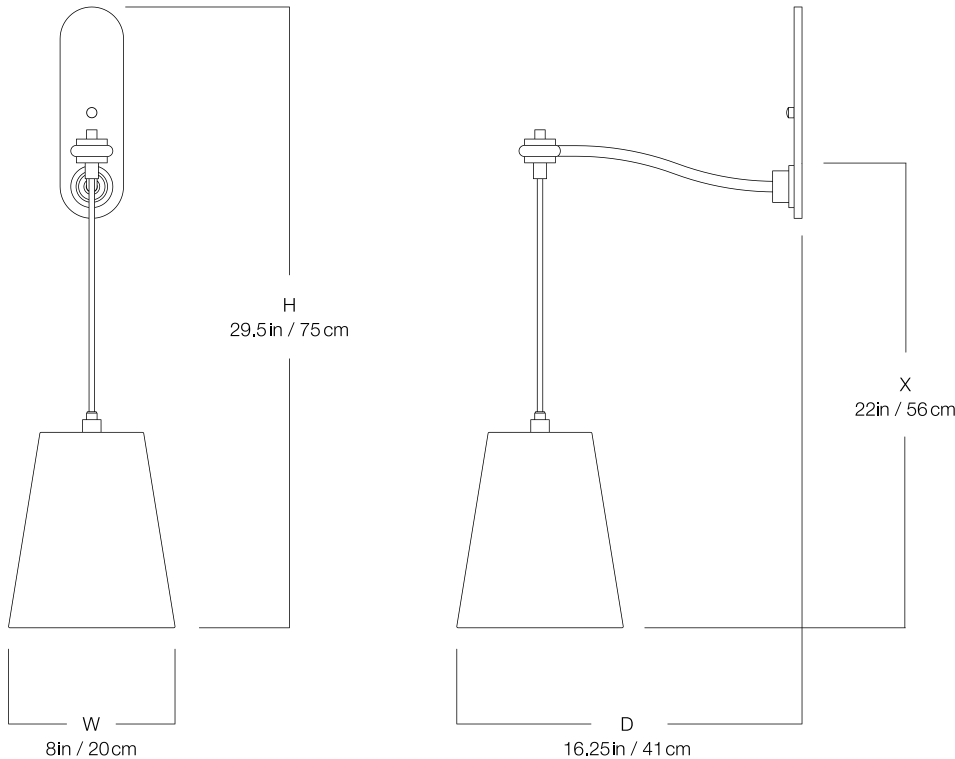
Suitable for DAMP locations

UL Listed



PATENTS

This fixture is Patented with the United States Patent and Trademark Office.
Patent No. D888,317 June 23, 2020



LOU LOU WALL

REGULAR

MA-1812WR

DIMENSIONS

| | |
|--------|---------|
| Width | 8in |
| Height | 29.5in |
| Depth | 23.75in |
| X | 22in |

MOUNTING

| | |
|------------------------|----------------|
| Recommended Installers | 1 |
| Weight | 5lbs |
| Backplate | 3in x 10in |
| Junction Box | 2in x 4in rect |



LAMP / WIRING

Max Wattage (1) 60W S
Ships with complimentary LED bulb



RATING

Suitable for DAMP locations

UL Listed



PATENTS

This fixture is Patented with the United States Patent and Trademark Office.
Patent No. D888,317 June 23, 2020

