



THE URBAN ELECTRIC C<sup>o</sup>.



LUCIEN



# LUCIEN

HANG REGULAR

MA-1340HR

## DIMENSIONS

Width 12in  
Height 4in

## MOUNTING

Recommended Installers 2  
Weight 15lbs  
Canopy 6in x 6in  
Junction Box 4in oct/rnd



## LAMP / WIRING

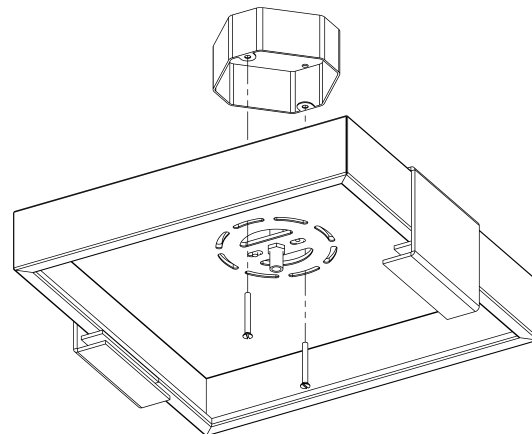
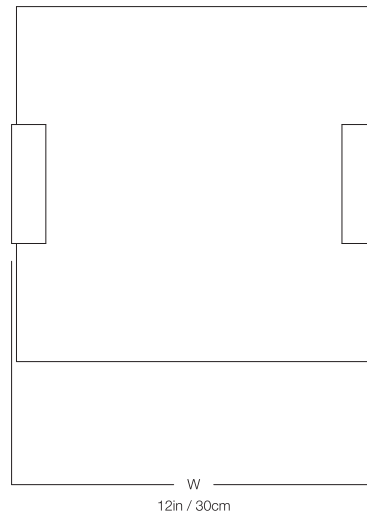
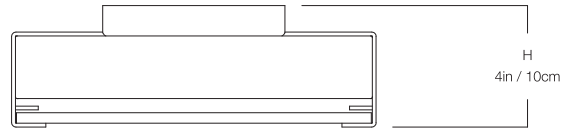
Max Wattage (1) 36W LED  
Ships with complimentary LED panel



## RATING

Suitable for DAMP locations

UL Listed



# LUCIEN

HANG LARGE

MA-1340HL

## DIMENSIONS

Width	16.25in
Height	4in

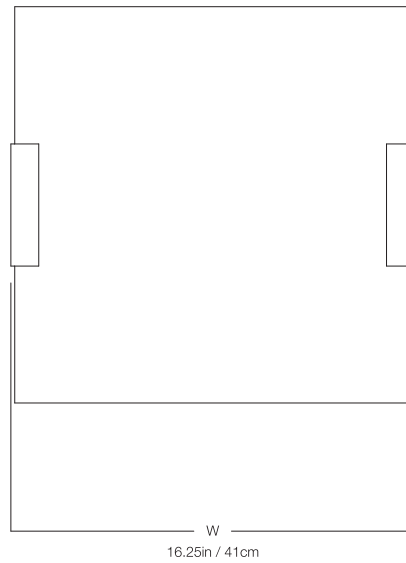
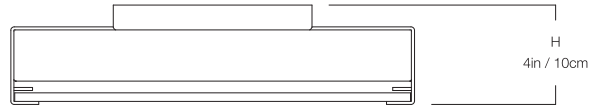
## MOUNTING

Recommended Installers	2
Weight	27lbs
Canopy	8in x 8in
Junction Box	4in oct/rnd



## LAMP / WIRING

Max Wattage	(1) 25W LED
Ships with complimentary LED panel	



## RATING

Suitable for DAMP locations

UL Listed

