


THE URBAN ELECTRIC C^o.



MRS. POTTER



MRS. POTTER

WALL REGULAR

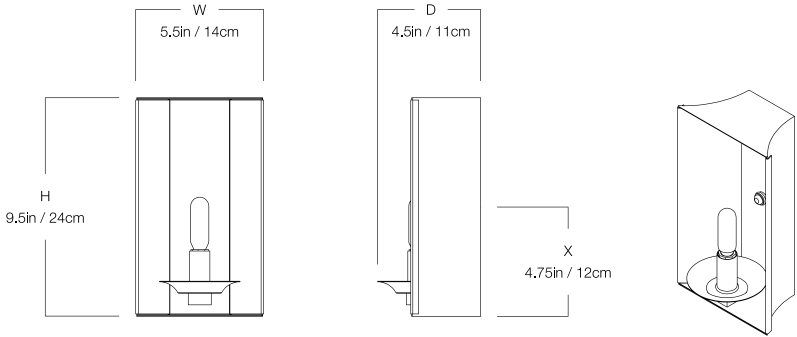
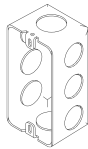
MA-7270WR

DIMENSIONS

Width	5.5in
Height	9.5in
Depth	4.5in
X	4.75in

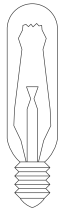
MOUNTING

Recommended Installers	1
Weight	4lbs
Backplate	2.75in x 9.5in
Junction Box	2in x 4in rect



LAMP / WIRING

Max Wattage	(1) 60W C
Ships with complimentary LED bulb	



RATING

Suitable for DAMP locations
UL Listed

