


THE URBAN ELECTRIC C^o.



NILES



NILES

WALL REGULAR

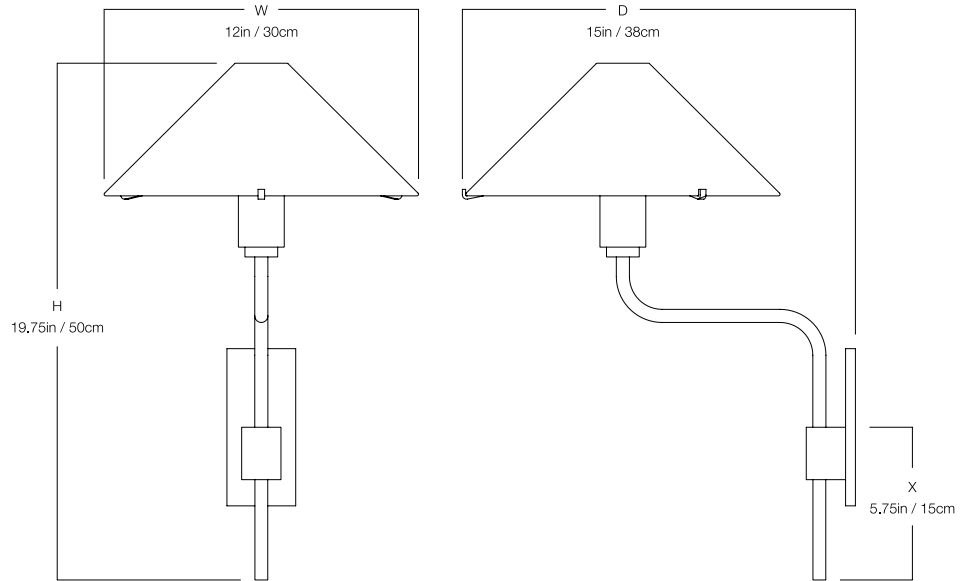
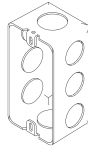
UE-2122WR

DIMENSIONS

Width	12in
Height	19.75in
Depth	15in
X	5.75in

MOUNTING

Recommended Installers	2
Weight	5lbs
Backplate	2.75in x 6in
Junction Box	2in x 4in rect



LAMP / WIRING

Max Wattage (1) 60W S
Ships with complimentary LED bulb



RATING

Suitable for DAMP locations



UL Listed

