

THE URBAN ELECTRIC COMPANY



RAVENSPPOINT



# RAVENSPPOINT

WALL SMALL

UE-3100WS

## DIMENSIONS

Width	5.75in
Height	19.5in
Depth	6.5in
X	12.25in
Y	16.75in

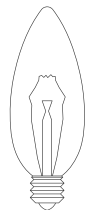
## MOUNTING

Recommended Installers	1
Weight	8lbs
Backplate	4.5in x 6in
Junction Box	4in oct/rnd



## LAMP / WIRING

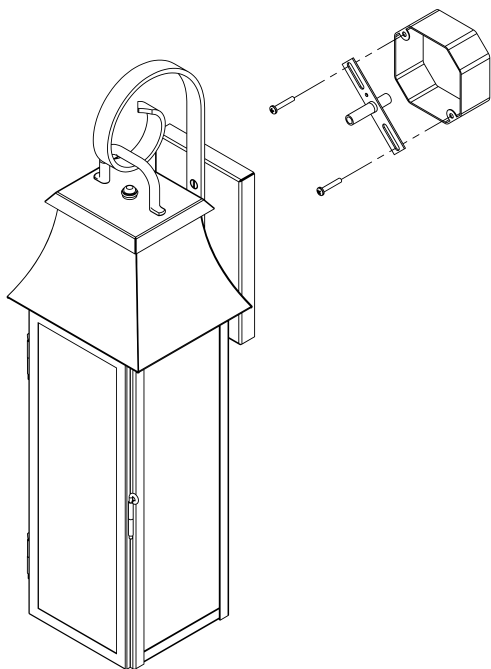
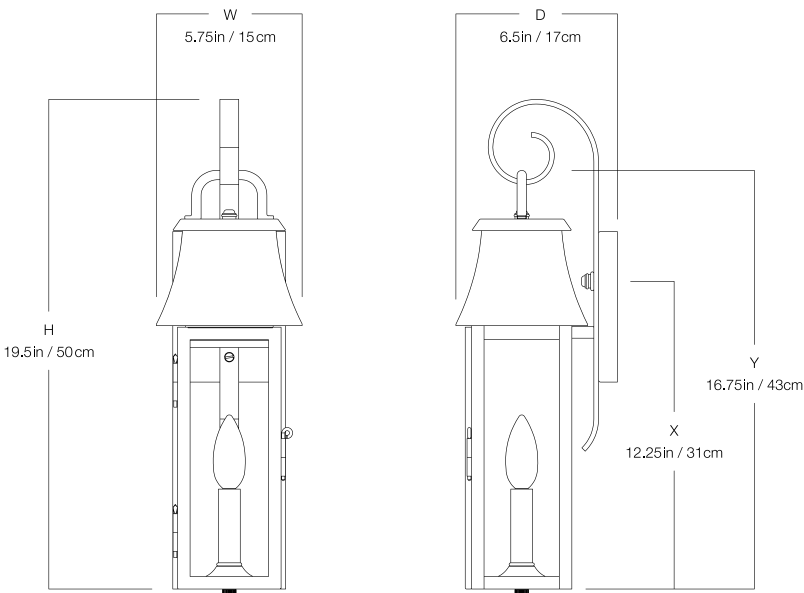
Max Wattage	(1) 60W C
Ships with complimentary LED bulb	



## RATING

Suitable for WET locations

UL Listed



# RAVENSPPOINT

WALL REGULAR

UE-3100WR

## DIMENSIONS

Width	6.75in
Height	24.25in
Depth	7.25in
X	16.5in
Y	21in

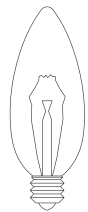
## MOUNTING

Recommended Installers	1
Weight	10lbs
Backplate	4.5in x 7.5in
Junction Box	4in oct/rnd



## LAMP / WIRING

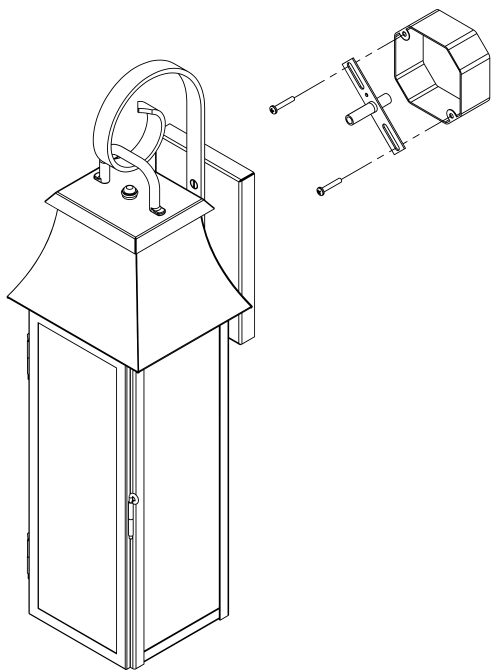
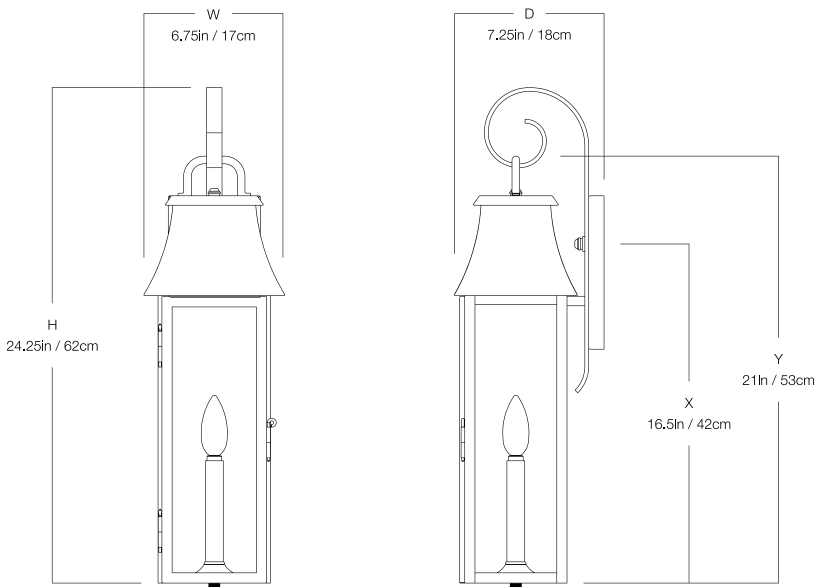
Max Wattage	(1) 60W C
Ships with complimentary LED bulb	



## RATING

Suitable for WET locations

UL Listed



# RAVENSPPOINT

WALL LARGE

UE-3100WL

## DIMENSIONS

Width	10in
Height	24.25in
Depth	7.25in
X	16.5in
Y	21in

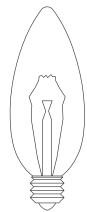
## MOUNTING

Recommended Installers	1
Weight	13lbs
Backplate	4.5in x 7.5in
Junction Box	4in oct/rnd



## LAMP / WIRING

Max Wattage	(2) 60W C
Ships with complimentary LED bulbs	



## RATING

Suitable for WET locations  
UL Listed

