


THE URBAN ELECTRIC COMPANY



SAILOR V.2



# SAILOR V.2

WALL REGULAR

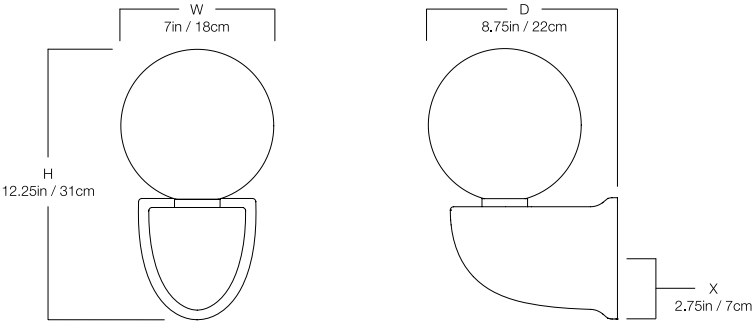
UE-2401WR

## DIMENSIONS

Width	7in
Height	12.25in
Depth	8.75in
X	2.75in

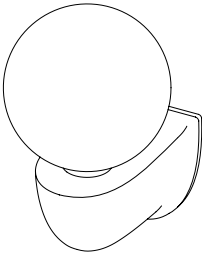
## MOUNTING

Recommended Installers	1
Weight	18lbs
Backplate	5.25in x 5.5in
Junction Box	4in oct/rnd



## LAMP / WIRING

Max Wattage (1) 60W C  
Ships with complimentary LED bulb



## RATING

Suitable for WET locations



UL Listed

