

THE URBAN ELECTRIC COMPANY



SLOANE



# SLOANE

WALL REGULAR

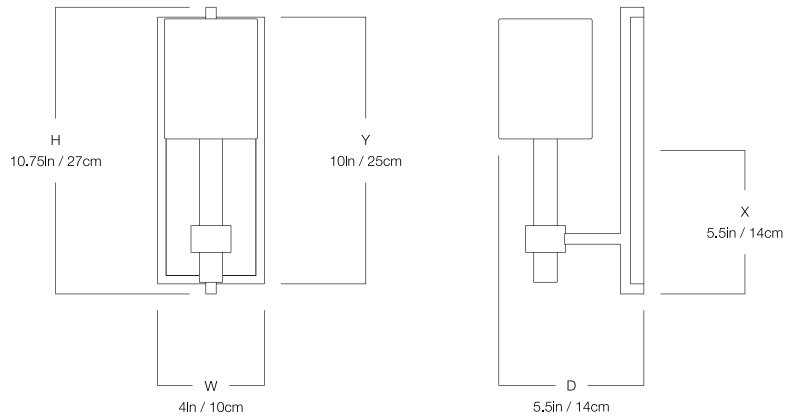
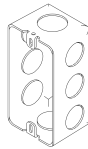
MA-1145WR

## DIMENSIONS

Width	4in
Height	10.75in
Depth	5.5in
X	5.5in
Y	10in

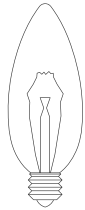
## MOUNTING

Recommended Installers	1
Weight	4lbs
Backplate	4in x 10in
Junction Box	2in x 4in rect



## LAMP / WIRING

Max Wattage (1) 60W C  
Ships with complimentary LED bulb



## RATING

Suitable for DAMP locations

UL Listed

