



THE URBAN ELECTRIC C^o.



SULLIVAN'S ISLAND



SULLIVAN'S ISLAND

SULLIVAN'S ISLAND WALL REGULAR

JG-2700WR

DIMENSIONS

Width	9in
Height	20.5in
Depth	6in
X	10.5in

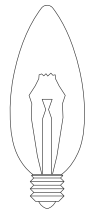
MOUNTING

Recommended Installers	2
Weight	11lbs
Backplate	8in x 12.5in
Junction Box	4in oct/rnd



LAMP / WIRING

Max Wattage	(2) 60W C
Ships with complimentary LED bulbs	



RATING

Suitable for WET locations
UL Listed

